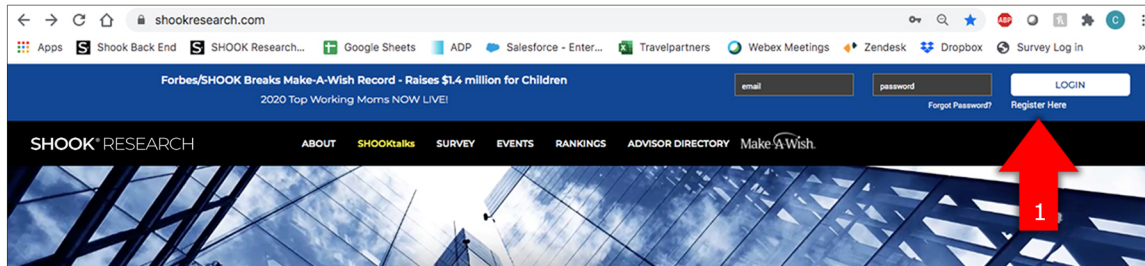


SHOOK® RESEARCH

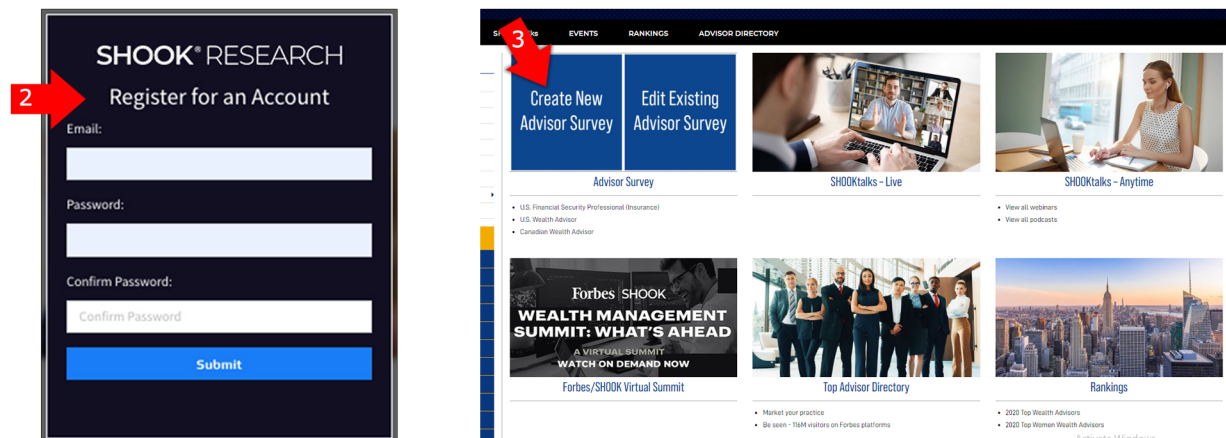
Survey Registration Steps

Register and log in to complete ONE survey for all rankings. We recommend using Google Chrome for best results.

1. Visit [SHOOKresearch.com](https://shookresearch.com). Click on [Register Here](#) in the top right corner.



2. Register for a SHOOKhub Account.
3. Once in the SHOOKhub, select Create New Advisor Survey.

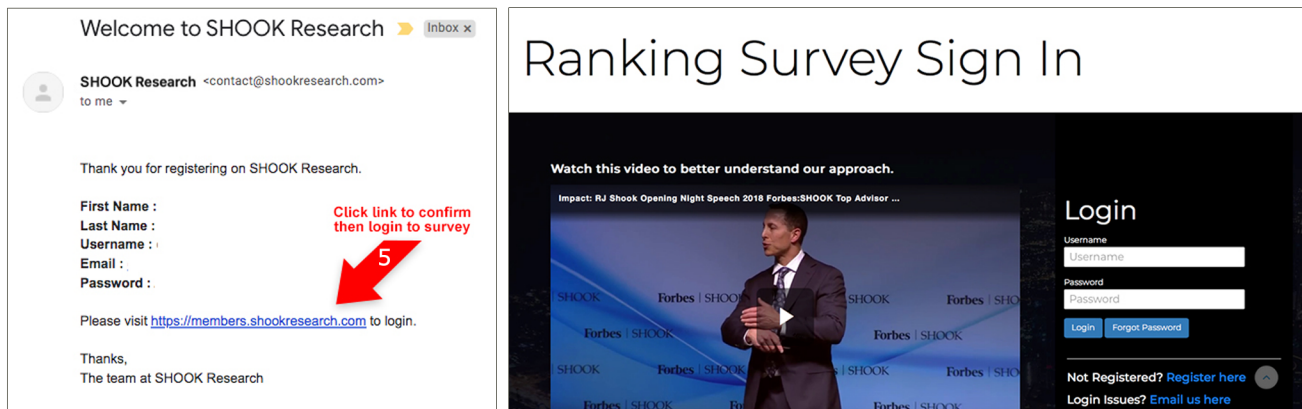


4. Register for an advisor survey. You must use a valid work email for security purposes.

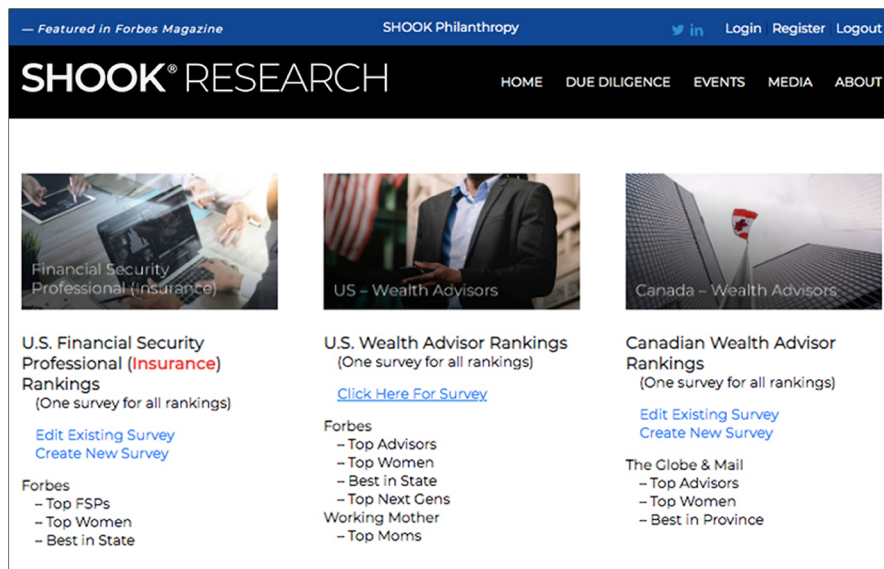
A screenshot of the SHOOK Research registration form. The form includes fields for First name, Last name, Username, Email, Password, Confirm Password, and a Captcha question (8 + 5 =). A 'Register' button is at the bottom.

SHOOK® RESEARCH

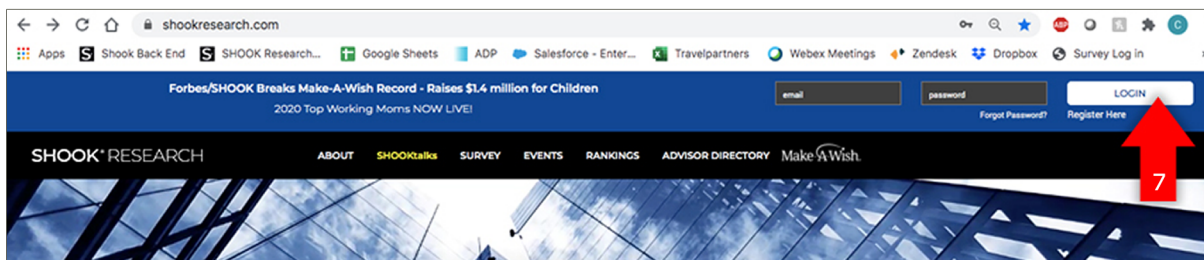
5. Once you've registered, you will receive an email with a link to the survey login page. Click the link to login. Then use the username and password you just created to login.



6. Once logged in, you will choose the survey that best applies to you.



7. In the future, to update your survey login here SHOOKresearch.com



If you have any questions, please email us at contact@shookresearch.com or live chat us on shookresearch.com